



ALU-PRO catalogue

LADDERS AND TOWERS FOR PROJECT AND TRADE

WHAT DO YOU HAVE TO CONSIDER WHEN USING CLIMBING AIDS?



Wrong:

The young man is standing above the last permissible rung – there is a high risk of falling.



Right:

Here the last permitted rung is used, which makes the stand remarkably safer.



Wrong:

The angle of the ladder is too obtuse. It can easily slip.



Right:

The “elbow method” helps to determine whether the ladder is positioned at the right angle.



Wrong:

Working on uneven surfaces is highly dangerous.



Right:

Make sure that the ladder is placed on a firm surface so that the ladder has a stable standing position.



Wrong:

The ladder was not positioned at the right angle. The safety straps are loose. The ladder is unstable.



Right:

The taut safety straps indicates that the ladder is placed at the correct angle. The standing position is stable.



Wrong:

Both hands are needed to carry the tool – a safe grip is not possible here.



Right:

Practical trays for tools and other small parts ensure that the worker's hands are as free as possible for working on the ladder.



Wrong:


Wearing unsafe footwear increases the risk of slipping off the steps or rungs.



Right:

Wearing sturdy shoes to climb on the ladder increases safety and comfort when working.

ILLUSTRATION OF STANDING HEIGHT, WORKING HEIGHT AND REACH HEIGHT



- 1 reach height
- 2 working height
- 3 standing height
- 4 tower height

working height = standing height + 1.50 m
reach height = standing height + 2.00 m

TABLE OF CONTENTS

LADDERS

Rung leaning ladder	5
Extension ladder, two-section	6
Rope-operated extension ladder, two-section	7
Rope-operated extension ladder, three-section	8
Telescopic ladder	9
Combination ladder, two-section	10
Combination ladder, three-section	11
Combination ladder, three-section with Smart-Base®	12
Step ladder with platform, single-sided accessible	13

ACCESSORIES AND SPARE PARTS

Accessories	15
Spare parts	18

TOWERS

Modular tower ALUPRO concept	22
------------------------------	----




LADDERS



- Durable stiles of high quality extruded profile.
- Comfortable, wide rungs with 30 mm rung depth.
- Stable cross-beam for high stability from size 12 pwards.

Features:

- Ladder inner width 294 mm.
- According to EN 131.



Number of rungs	6	8	10	12	14	16
Stile (approx. mm)	60	60	60	60	60	71
Length (approx. m)	1.75	2.31	2.87	3.42	3.98	4.54
Standing height (approx. m)	0.70	1.23	1.75	2.35	2.90	3.44
Reach height (approx. m)	2.70	3.23	3.75	4.35	4.90	5.44
Width top/bottom (approx. mm)	350/350	350/350	350/350	350/742	350/742	350/798
Weight (approx. kg)	2.8	3.7	4.6	5.9	6.7	8.6
Ladder bottom	A	A	A	B	B	B
Order no.	7001106	7001108	7001110	700111299	700111499	7001116

Recommended accessories:



Cross-beam
for ladder section
Page 16



Set of foot pikes
for stiles
Page 15




Set of foot pikes
for cross-beams
Page 15

- Durable stiles of high quality extruded profile.
- Comfortable, wide rungs with 30 mm rung depth.
- Stable guide fittings made of aluminium.
- Stable cross-beam for high stability.

Features:

- Ladder inner width 294 mm (top section).
- According to EN 131.



Number of rungs	2×8	2×10	2×12	2×14
Stile top/bottom (approx. mm)	60/60	71/71	71/71	71/71
Number of rungs at max. extension	14	17	21	25
Length retracted/extended (approx. m)	2.31/3.99	2.87/4.83	3.43/5.95	3.99/7.07
Standing height (approx. m)	2.88	3.69	4.78	5.86
Reach height (approx. m)	4.88	5.69	6.78	7.86
Width extended top/bottom (approx. mm)	350/796	350/830	350/940	350/1,054
Weight (approx. kg)	8.6	11.1	13.1	16.4
Order no.	7004616	700462099	700462499	700462899

Recommended accessories:



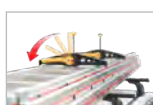
Set of foot pikes
for cross-beams
Page 15



Wall spacer
Page 17



Ladder holder
set for gutters
Page 16




Ladder bracket
set for roof racks
Page 17

- Durable stiles of high quality extruded profile.
- Comfortable, wide rungs with 30 mm rung depth.
- Stable guide fittings.
- Wall rollers for a comfortable extending of the ladder.
- Stable cross-beam for high stability.

Features:

- Ladder inner width 294 mm (top section).
- According to EN 131.



Number of rungs	2x12	2x14	2x16	2x18
Stile top/bottom (approx. mm)	71/71	83/83	83/83	89/89
Number of rungs at max. extension	20	25	27	32
Length retracted/extended (approx. m)	3.42/5.66	4.02/7.10	4.58/7.66	5.14/9.06
Standing height (approx. m)	4.49	5.84	6.39	7.74
Reach height (approx. m)	6.49	7.84	8.39	9.74
Width extended top/bottom (approx. mm)	350/938	350/1,200	350/1,200	350/1,200
Weight (approx. kg)	14.9	20.1	22.8	26.3
Order no.	700512499	700512899	700513299	700513699

Recommended accessories:



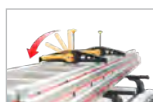
Set of foot pikes
for cross-beams
Page 15



Wall spacer
Page 17



Ladder holder
set for gutters
Page 16




Ladder bracket
set for roof racks
Page 17

- Durable stiles of high quality extruded profile.
- Comfortable, wide rungs with 30 mm rung depth.
- Stable guide fittings.
- Wall rollers for a comfortable extending of the ladder.
- Stable cross-beam for high stability.

Features:

- Ladder inner width 300 mm (top section).
- According to EN 131.



Number of rungs	3x12	3x14	3x16
Stile top/middle/bottom (approx. mm)	83/90/83	89/90/89	89/101/89
Number of rungs at max. extension	28	33	39
Length retracted/extended (approx. m)	3.47/7.95	4.03/9.35	4.59/11.03
Standing height (approx. m)	6.49	7.80	9.38
Reach height (approx. m)	8.49	9.80	11.38
Width extended top/middle/bottom (approx. mm)	355/425/1,200	355/425/1,200	355/425/1,200
Weight (approx. kg)	27.2	35.2	44.8
Order no.	7006136	7006142	7006148

Recommended accessories:



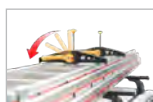
Set of foot pikes
for cross-beams
Page 15



Wall spacer
Page 17



Ladder holder
set for gutters
Page 16




Ladder bracket
set for roof racks
Page 17

- Versatile usage as a leaning or freestanding ladder.
- Durable stiles of high quality extruded profile.
- Comfortable, wide rungs with 30 mm rung depth.
- Steel hinge with locking clamp easy to use.
- Solid locking devices with steel inlay for height-adjustment.
- Stairway mode possible.
- Stable cross-beam for high stability.
- Low space requirements for storage and transport.

Features:

- Ladder inner width 300 mm.
- According to EN 131.



Number of rungs	4x4
Stile (approx. mm)	60
Number of rungs at max. extension	14
Length leaning ladder (approx. m)	2.34 – 4.02
Standing height freestanding ladder/leaning ladder (approx. m)	1.25/2.87
Reach height freestanding ladder/leaning ladder (approx. m)	3.25/4.87
Vertical height freestanding ladder (approx. m)	1.12 – 1.92
Width as freestanding ladder top/bottom (approx. mm)	356/751
Folded LxWxH (approx. m)	1.22x0.76x0.27
Base width retracted/extended (approx. m)	0.92/1.43
Weight (approx. kg)	10.8
Order no.	7006916

Recommended accessories:



Folding universal
ladder step
Page 15



Bucket hook
Page 17




Tool bag
Page 17

- Versatile usage as leaning, extension and freestanding ladder.
- Durable stiles of high quality extruded profile.
- Comfortable, wide rungs with 30 mm rung depth.
- Stable cross-beam for high stability.
- High-strength restraining straps.

Features:

- Ladder inner width 294 mm (top section).
- According to EN 131.



Number of rungs	2x6	2x8	2x10	2x12	2x14
Stile top/bottom (approx. mm)	60/60	60/60	60/60	71/71	71/71
Number of rungs at max. extension	10	13	16	20	24
Length retracted/extended (approx. m)	1.72/2.84	2.28/3.69	2.84/4.52	3.40/5.64	3.96/6.76
Standing height freestanding ladder/leaning ladder (approx. m)	0.96/1.82	1.50/2.63	2.01/3.44	2.54/4.52	3.06/5.57
Reach height freestanding ladder/leaning ladder (approx. m)	2.96/3.82	3.50/4.63	4.01/5.44	4.54/6.52	5.06/7.57
Vertical height freestanding ladder (approx. m)	1.63	2.17	2.68	3.20	3.73
Width extended top/bottom (approx. mm)	350/628	350/796	350/796	350/940	350/1,054
Base width (approx. m)	1.21	1.55	1.91	2.25	2.66
Weight (approx. kg)	6.2	7.9	10.9	13.1	15.5
Order no.	7004512	7004516	7004520	7004524	7004528

Recommended accessories:



Ladder holder
set for gutters
Page 16



Folding universal
ladder step
Page 15




Bucket hook
Page 17

- Versatile usage as leaning, extension and freestanding ladder.
- Durable stiles of high quality extruded profile.
- Comfortable, wide rungs with 30 mm rung depth.
- Stable cross-beam for high stability.
- High-strength restraining straps.
- Rigid safety bar against unintentional folding.
- Stairway mode possible (for size 3×12 height nivellation only up to 600 mm).

Features:

- Ladder inner width 294 mm (top section).
- According to EN 131.



*except size 3×12



Number of rungs	3×6	3×8	3×10	3×12
Stile top/middle/bottom (approx. mm)	60/60/60	60/71/60	71/83/71	83/83/83
Number of rungs at max. extension	13	18	23	28
Length retracted/leaning ladder extended (approx. m)	1.75/3.71	2.32/5.11	2.88/6.52	3.49/7.97
Standing height freestanding ladder extended/leaning ladder (approx. m)	1.48/2.60	2.29/3.96	3.34/5.34	4.13/6.71
Reach height freestanding ladder extended/leaning ladder (approx. m)	3.48/4.60	4.29/5.96	5.34/7.34	6.13/8.71
Vertical height freestanding ladder extended (approx. m)	2.50	3.49	4.52	5.37
Width extended top/middle/bottom (approx. mm)	350/415/770	350/415/994	350/415/1,134	350/415/1,200
Base width (approx. m)	1.29	1.61	1.95	2.37
Weight (approx. kg)	10.2	13.5	18.4	25.4
Stairway mode	✓	✓	✓	✓ (600 mm)
Order no.	7004718	7004724	7004730	700473699

Recommended accessories:



Wall spacer
Page 17



Ladder holder
set for gutters
Page 16



Folding universal
ladder step
Page 15



Set of foot pikes
for cross-beams
Page 15



Bucket hook
Page 17

COMBINATION LADDER, THREE-SECTION WITH SMART-BASE®

70247

- Versatile usage as leaning, extension and freestanding ladder.
- Durable stiles of high quality extruded profile.
- Comfortable, wide rungs with 30 mm rung depth.
- High-strength restraining straps.
- Rigid safety bar against unintentional folding.
- Stairway mode possible (except size 3×12).
- Compensates ground unevenness up to 120 mm.
- Convenient operation via foot lever.
- Integrated spirit level for precise alignment of the ladder.

Features:

- Ladder inner width 294 mm (top section).
- According to EN 131.



*except size 3×12



Number of rungs	3×8	3×10	3×12
Stile top/middle/bottom (approx. mm)	60/71/60	71/83/71	71/83/71
Number of rungs at max. extension	18	23	28
Length retracted/leaning ladder extended (approx. m)	2.41/5.21	2.99/6.62	3.52/8.02
Standing height freestanding ladder extended/leaning ladder (approx. m)	2.40/3.84	3.45/5.46	4.24/6.81
Reach height freestanding ladder extended/leaning ladder (approx. m)	4.40/5.84	5.45/7.46	6.24/8.81
Vertical height freestanding ladder extended (approx. m)	3.61	4.66	5.45
Width extended top/middle/bottom (approx. mm)	350/415/1,281	350/415/1,513	350/415/1,513
Base width (approx. m)	1.76	2.09	2.42
Weight (approx. kg)	14.3	20.7	24.5
Stairway mode	✓	✓	-
Order no.	7024724	7024730	7024736

Recommended accessories:



Wall spacer
Page 17



Ladder holder
set for gutters
Page 16



Folding universal
ladder step
Page 15



Bucket hook
Page 17


STEP LADDER WITH PLATFORM, SINGLE-SIDED ACCESSIBLE

70026


- Torsionally rigid due to the flanged stile/step connection.
- Extra reinforced stile for high stability and long service life.
- Steps flush with stile, step backside rounded.
- High-strength restraining straps from size 7.
- Spacious, practical tool tray.
- Stable bucket hook with 10 kg load-bearing capacity.

Features:

- Platform dimensions 250 x 250 mm.
- According to EN 131.



Number of steps incl. platform	3	4	5	6	7	8
Stile (approx. mm)	55	55	55	55	55	55
Length (approx. m)	1.39	1.64	1.89	2.14	2.38	2.63
Standing height (height to platf.) (approx. m)	0.65	0.88	1.12	1.35	1.58	1.81
Reach height (approx. m)	2.65	2.88	3.12	3.35	3.58	3.81
Total vertical height (approx. m)	1.25	1.48	1.71	1.95	2.18	2.40
Width top/bottom (approx. mm)	280/415	280/440	280/465	280/495	280/520	280/545
Base width (approx. m)	0.70	0.85	1.00	1.15	1.30	1.50
Weight (approx. kg)	3.8	4.5	5.3	6.1	6.9	7.6
Spreader lock (perlon strap)	-	-	-	-	✓	✓
Order no.	7002603	7002604	7002605	7002606	7002607	7002608



**ACCESSORIES
AND SPARE PARTS**

ACCESSORIES



Hang-on step for rung ladders

- Step width 300 mm, step depth 255 mm.
- Permissible load 150 kg (1.5 kN).

For rung dimensions (mm)	30×30
For ladder inner width of at least (mm)	290
For rung distance (mm)	280
Weight (approx. kg)	0.8
Order no.	005411



Folding universal ladder step

- Safe standing space on the ladder thanks to step surface located over the middle of the rung.
- The fold-up step ensures safe ascent of the ladder.
- Step width 260 mm, step depth 250 mm.
- Permissible load 150 kg (1.5 kN).

For rung dimensions (mm)	30×30
For ladder inner width of at least (mm)	290
For rung distance (mm)	280
Weight (approx. kg)	1.1
Order no.	0050378



Set of foot pikes for stiles

- 70 mm tip length according to legislation.
- Adjustable on the stile.
- Self assembly, no tools required.
- Content: 2 foot pikes incl. fastening material.

For stile size (approx. mm)	60–89
Weight (approx. kg)	0.5
Order no.	0051222



Set of foot pikes for cross-beams

- Sturdy design.
- Swivelling.
- Self assembly by boring.
- Content: 2 foot pikes incl. fastening material.

For cross-beam section (approx. mm)	49×30+60×22 +60×30
Weight (approx. kg)	0.5
Order no.	0050538



Set of folding feet with non-slip rubber coating

- Self assembly by boring and using tools.
- Content: 2 folding feet incl. fastening material.

For stile size (approx. mm)	60–100
Weight (approx. kg)	0.4
Order no.	0052054



ACCESSORIES



Foot extension for rung ladders

- Infinitely adjustable.
- Self assembly, no tools required.
- Including fastening material.

For stile size (approx. mm)	60	66	71	79/83	89	100
Adjustment range (approx. mm)	600	600	600	600	600	600
Weight (approx. kg)	1.7	1.7	1.8	2.0	2.0	2.2
Order no.	005550	005551	005552	005553	0050149	005554



Cross-beam for ladder section

- Not for ladders with folding foot.
- Cross-beam tube dimensions 60.4×22.0 mm.
- Self assembly by using tools.
- Including fastening material.

For stile size (approx. mm)	50–100
For ladder inner width (mm)	294+300+362+370+430+440+500
Length (approx. mm)	1,200
Weight (approx. kg)	1.2
Order no.	0054063



Universal cross-beam for all current leaning, extension and rope-operated extension ladders without folding foot

- Increases the stability of the ladder.
- Level compensation up to approx. 350 mm.
- Infinitely adjustable.
- With swivelling steel pikes as standard, 70 mm long.
- Self assembly, no tools required.
- Including fastening material.

For stile size (approx. mm)	60–100
Cross-beam width (approx. mm)	910
Weight (approx. kg)	3.7
Order no.	0050766



Set of wall rollers

- Self assembly by boring and using tools.
- Content: 2 wall rollers incl. fastening material.


For stile size (approx. mm)	60–100
Roller diameter (approx. mm)	90
Weight (approx. kg)	0.4
Order no.	0054010



Ladder holder set for gutters

- For gutters complying with DIN 18461.
- For securely fastening ladders to gutters.
- Can be used on all current types of ladders and stile profiles.
- The plastic coating of the clamps protect the gutters against scratches and dents.
- Self assembly, no tools required.
- Content: 2 holders incl. fastening material.

Weight (approx. kg)	0.4
Order no.	0051528



ACCESSORIES



Wall spacer for rung ladders

- Fixed wall distance of approx. 400 mm.
- Upper holder width approx. 680 mm.
- With anti-lift device.
- Can be attached without tools using hooks.

For rung dimensions (mm)	30×30
For ladder inner width of at least (mm)	290
For rung distance (mm)	280
Weight (approx. kg)	1.2
Order no.	005485



Telescopic wall spacer for rung ladders

- Adjustable wall clearance from 420 mm to 670 mm.
- Upper holder width min. 680 mm, max. 940 mm.
- With anti-lift device.
- With tool tray for tools.
- Depth of tool tray 240 mm.
- Permissible tool tray load 15 kg.
- Can be attached without tools using hooks.

For rung dimensions (mm)	30×30
For ladder inner width of at least (mm)	290
For rung distance (mm)	280
Weight (approx. kg)	2.2
Order no.	0051248



Tool bag for aluminium ladders

- Made of high-quality cotton.
- Bag closed at the sides.
- Self assembly by using hook-and-loop fasteners.
- Permissible load 5 kg (0.05 kN).

Weight (approx. kg)	0.1
Order no.	0054030



Bucket hook for rung ladders

- Permissible load 25 kg (0.25 kN).


Weight (approx. kg)	0.2
Order no.	0054008



Ladder bracket set for roof racks

- Quick, safe fastening and securing of ladders on carriers and heavy-load cages.
- Equipped with locks, so that the ladders are protected against theft.
- Content: 2 ladder brackets and 1 pair of keys.

Weight (approx. kg)	2.6
Order no.	0055008



SPARE PARTS



Ladder feet set

- Self assembly by using tools.
- Content: 2 feet incl. fastening material.

For stile size (approx. mm)	60	66	71
Weight (approx. kg)	0.1	0.1	0.1
Order no.	0053474	0053475	0053477

For stile size (approx. mm)	79	83	89
Weight (approx. kg)	0.1	0.2	0.2
Order no.	0053478	0053479	0053480



Ladder shoes set for ladder section for step ladder with platform, single-sided accessible

- Self assembly, no tools required.
- Content: 2 shoes.

For type	70026
Weight (approx. kg)	0.1
Order no.	0053219



Ladder shoes set for support section for step ladder with platform, single-sided accessible

- Self assembly, no tools required.
- Content: 2 shoes.

For type	70026
Weight (approx. kg)	0.1
Order no.	0053218



Spare parts set covers

- Self assembly by using tools.
- Content: 2 covers.

For type and number of rungs	70046/2x8	70046/2x10+2x12+2x14	-
	-	70051/2x12	-
	70045/2x6+2x8+2x10	70045/2x12+2x14	-
	70047/3x6+3x8	70047/3x8+3x10	70047/3x10
	70247/3x8	70247/3x8+3x10+3x12	70247/3x10+3x12
For stile size (approx. mm)	60	71	83
Weight (approx. kg)	0.3	0.3	0.3
Order no.	0053205	0053207	0053209

SPARE PARTS



Cross-beam

- Self assembly by using tools.
- Incl. fastening material.

For type and number of rungs	70045/2x6	-	-	70047/3x6	70045/2x8+2x10	-	-	70045/2x12
	-	70011/12+14	70069/4x4	-	70046/2x8	70011/16	70046/2x10	70046/2x12
	-	-	-	-	-	-	-	70051/2x12
Length (approx. mm)	628	742	751	770	796	798	830	940
Weight (approx. kg)	0.5	0.5	0.6	0.6	0.6	0.6	0.6	0.7
Order no.	0053962	0054980	0054981	0053960	0053961	0054995	0054996	0053963

For type and number of rungs	70047/3x8	70045/2x14	70047/3x10	70047/3x12	-	-	-
	-	70046/2x14	-	-	70051/2x14+2x16	70051/2x18	70061/3x12+3x14+3x16
	-	-	-	-	-	-	-
Length (approx. mm)	994	1,054	1,134	1,200	1,200	1,200	1,200
Weight (approx. kg)	0.7	1.1	1.1	1.4	1.4	1.4	1.5
Order no.	0052503	0055243	0052043	0055112	0055001	0054999	0054064



Cross-beam Smart-Base®

- Self assembly by using tools.
- Incl. fastening material.

For type and number of rungs	70247/3x8	70247/3x10+3x12
Length (approx. mm)	1,281	1,513
Weight (approx. kg)	2.0	2.2
Order no.	0055030	0055040



Cross-beam shoes set

- Self assembly by using tools.
- Content: 2 shoes
- incl. fastening material.

For type and number of rungs	70011/12+14+16	-
	70046/2x8+2x10+2x12	70046/2x14
	70051/2x12	70051/2x14+2x16+2x18
	-	70061/3x12+3x14+3x16
	70069/4x4	-
	70045/2x6+2x8+2x10+2x12	70045/2x14
	70047/3x6+3x8+3x10	70047/3x12
For cross-beam section (approx. mm)	50x22	60x22
Weight (approx. kg)	0.2	0.2
Order no.	0052669	0053483

SPARE PARTS



Tool tray for step ladder with platform, single-sided accessible

- Self assembly by using tools.

For type	70026
Weight (approx. kg)	0.2
Order no.	0077364



Spare parts set S-hooks for extension and combination ladders

- Self assembly by using tools.
- Content: 1 S-hook with lock and 1 locking lever incl. fastening material.

For type	70045+70046+70047+70247
Weight (approx. kg)	0.2
Order no.	0052668



Clamp fitting set for combination ladders, three-section

- Self assembly, no tools required.
- Content: 2 sets of clamping fittings incl. fastening material.

For type	70047/3x6+3x8+3x10 +3x12
and number of rungs	70247/3x8+3x10
Weight (approx. kg)	0.9
Order no.	0054489



TOWERS



MADE IN
GERMANY

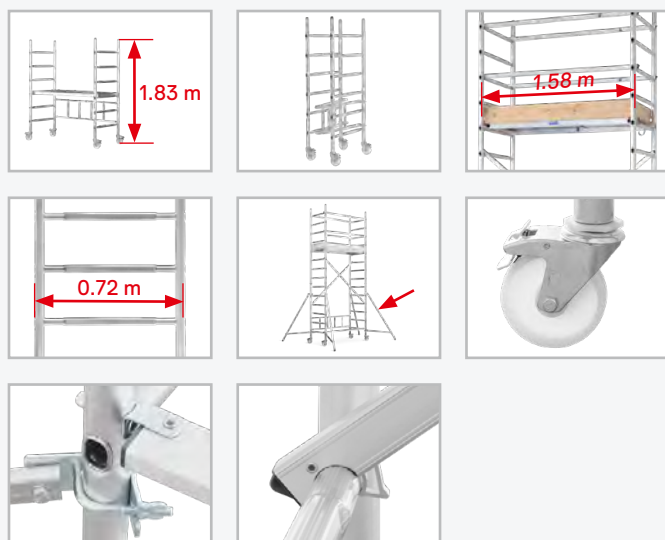




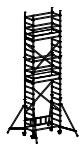
5
YEAR
GUARANTEE

- Lightweight, versatile mobile tower, compact to store and transport.
- The basic module is a folding tower (passes through any door).
- From 4.65 m reach height on with stabiliser for high stability.
- Tools only necessary for initial assembly of the stabiliser and wall connector.
- Quick assembly and dismantling through quick-release catches on braces.

Features:

- Working platform 1.58 x 0.61 m.
- Swivel castors Ø 125 mm.
- Permissible load 200 kg/m² (2.0 kN/m²).
- According to EN 1004.



			
Assembly configurations	Module 1	Module 1+2	Module 1+2+3
Order no.	7089403	7089405	7089407
Reach height (approx. m)	2.90	4.65	6.65
Tower height (approx. m)	1.83	3.83	5.83
Standing height (approx. m)	0.90	2.65	4.65
Platform length (approx. m)	1.58	1.58	1.58
Frame section width (approx. m)	0.72	0.72	0.72
Ballasting			
Indoor, centre (kg)	90	40	80
Indoor, on the wall (kg)	90 ⁽¹⁾	0 ⁽²⁾	0 ⁽³⁾
Outdoor, centre (kg)	90	40	120
Outdoor, on the wall (kg)	90 ⁽¹⁾	0 ⁽²⁾	0 ⁽³⁾

⁽¹⁾ No ballasting required when wall connectors (707241) are used at height 1.65 m.

⁽²⁾ Use of two wall connectors (707241) at height 1.65 m necessary.

⁽³⁾ Use of two wall connectors (707241) at height 2.15 m necessary.

MODULAR TOWER ALUPRO CONCEPT

Individual parts/parts list

Order no.	Description	Module 1 7089403	Module 2 7039415	Module 3 7039417	Module 1+2 7089405	Module 1+2+3 7089407
7089421	Folding frame	1	0	0	1	1
7009422	8 rung frame section	0	2	2	2	4
7079422	6 rung frame section	2	0	0	2	2
7089424	Platform with trapdoor	1	0	1	1	2
7009425	Toeboard long side	0	2	2	2	4
707226	Toeboard front side	0	2	2	2	4
7089427	Diagonal brace	0	2	2	2	4
7089428	Brace	0	5	4	5	9
707241	Wall connector	2	0	0	2	2
7009436	Stabiliser	0	4	0	4	4
007542	Castor Ø 125 mm with expanding sleeve	4	0	0	4	4
007760	Safety plug	0	4	4	4	8
0095658	Assembly and operation instructions	1	1	1	1	1
Total weight (approx. kg)		24.2	32.2	29.1	56.4	85.5

Recommended accessories:



Ballast 10 kg
Order no. 004124



Wall connector
Order no. 707241

Hymer-Leichtmetallbau GmbH & Co. KG

Käferhofen 10 | 88239 Wangen | Germany

Telephone +49 75 22 700-700

international-sales@hymer-alu.de | hymer-access.com